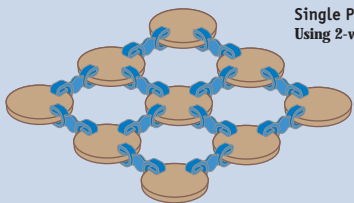
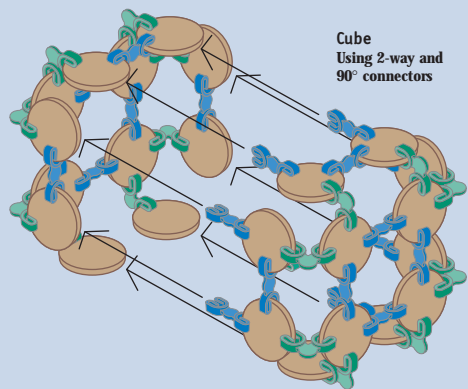


Basic and Starter Shapes

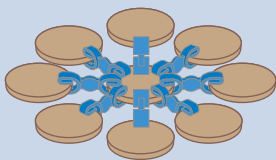
Use these illustrations to build basic and "starter" shapes. Once you know how to build these basic shapes, you will be able to build anything your imagination allows! Remember, not all kits have every kind of connector. Check the description to the right to see which connectors are included in this kit.



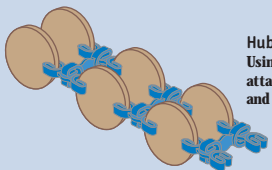
Single Plane Matrix
Using 2-way connectors



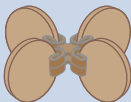
Cube
Using 2-way and
90° connectors



Hub
Using 2-way connectors



Hub
Using 2-way connectors,
attach coin-to-connector
and connector-to-connector.



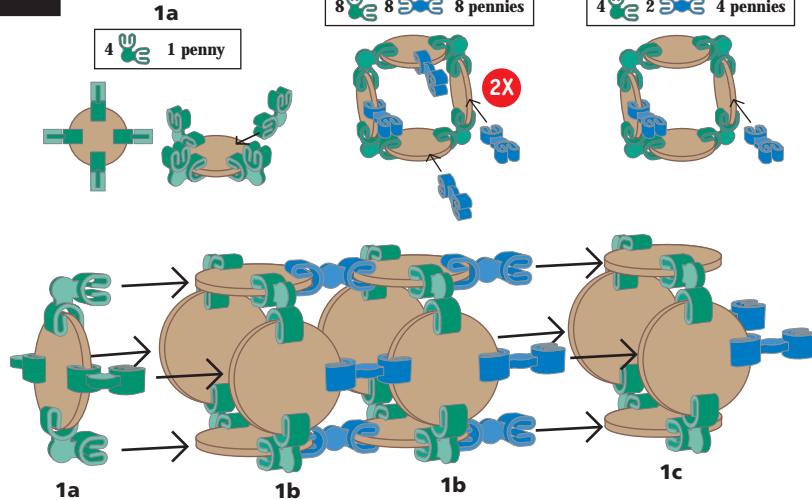
Extra Strength
By doubling connectors you can
strengthen any connection.
(This shows two 4-way connectors.)

Building a Biplane

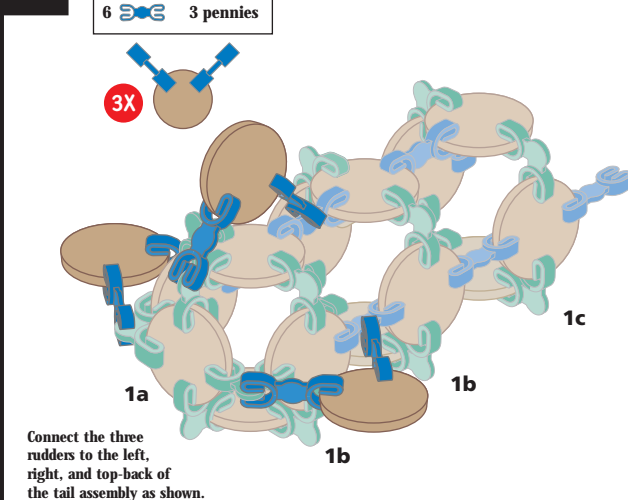
Coins needed to build your biplane:
(51) pennies (2) nickels

Construction connectors needed to build your biplane:
(75) 2-way (35) 90°

STEP 1 Tail Assembly

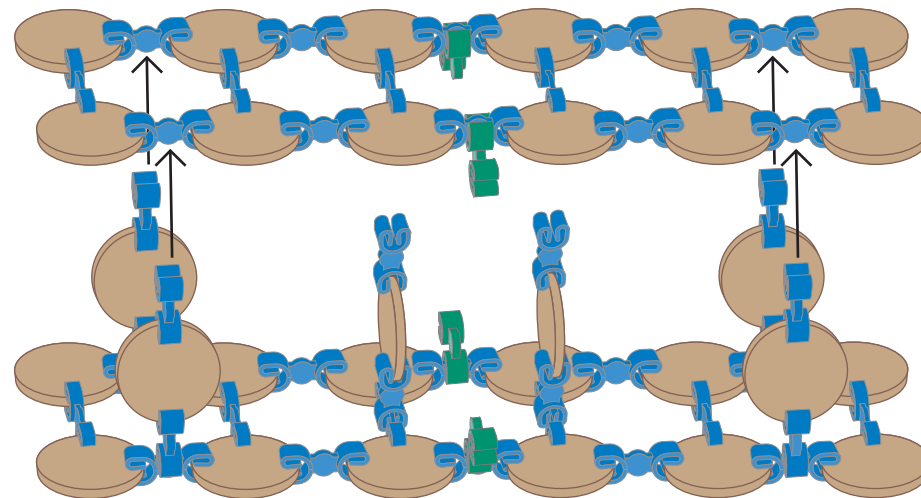
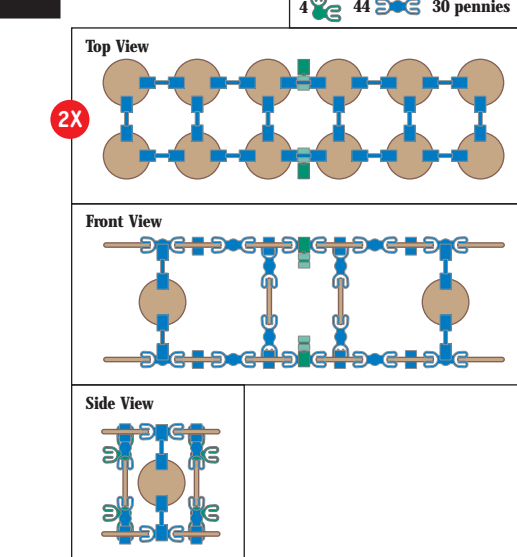


STEP 2 Rudder Assembly to Tail



Connect the three
rudders to the left,
right, and top-back of
the tail assembly as shown.


STEP 3 Wing Assembly



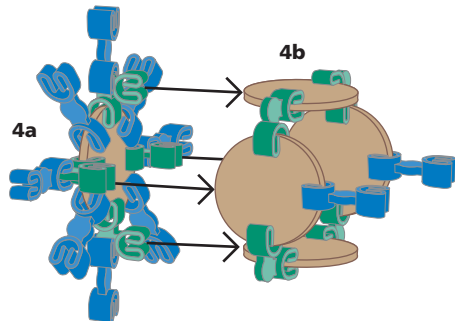
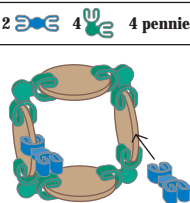
STEP 4

Propeller Assembly

4a 8 90° connectors 4 2-way connectors 1 penny

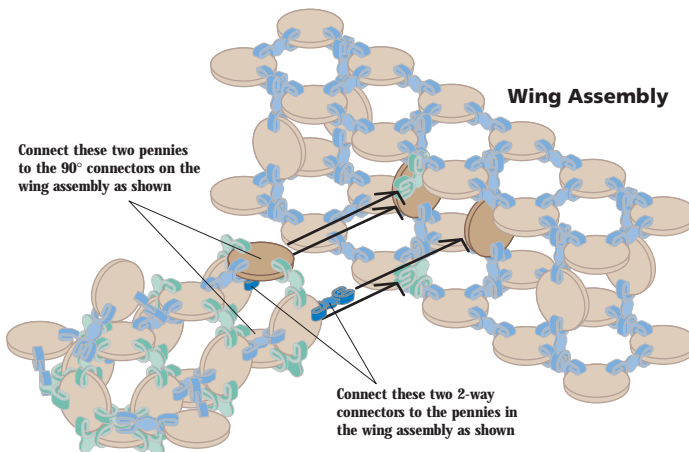


4b 2 2-way connectors 4 90° connectors 4 pennies



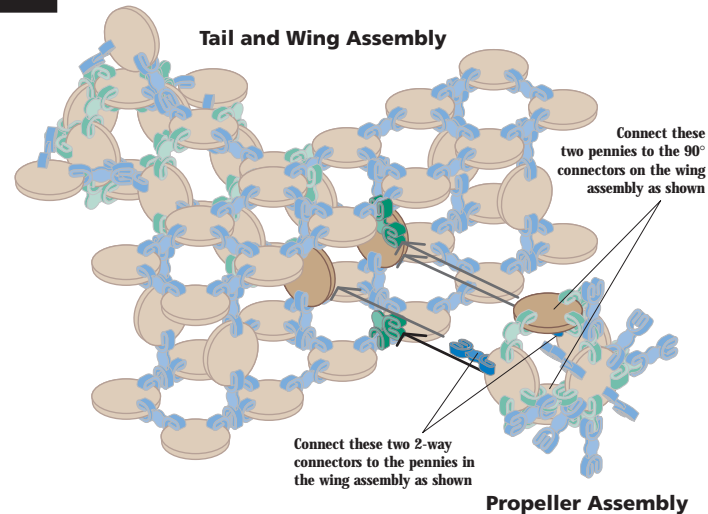
STEP 5

Connect Tail Assembly to Wing Assembly



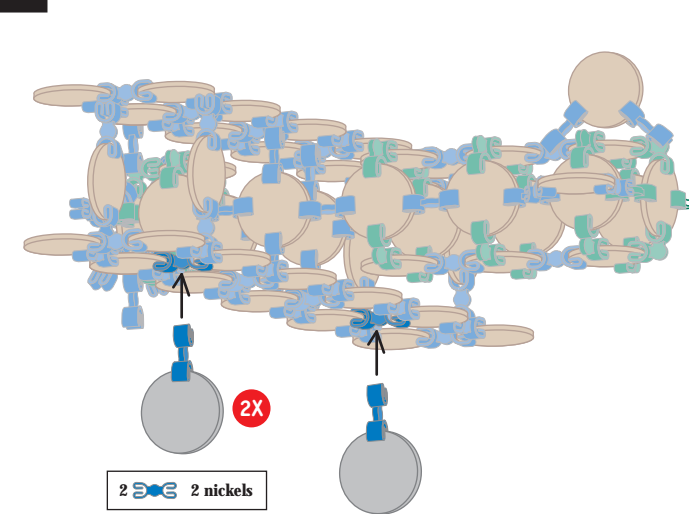
STEP 6

Connect Propeller Assembly to Wing Assembly



STEP 7

Wheel Assembly



Build more fun with these additional Coinstruction kits.

EI-4030 Castle
Kit includes over 600 pieces

EI-4041 Skyscraper
Kit includes over 400 pieces

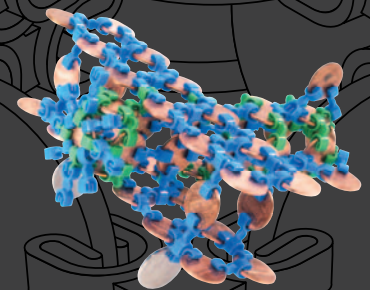
EI-4026 Helicopter
Kit includes over 100 pieces

Visit our website: www.educationalinsights.com
We welcome your comments or questions about our products and service.
CALL: (800) 995-4436 toll-free Monday-Friday 8:30 am to 5:00 pm CST
©2003 Educational Insights, Inc., Rancho Dominguez, CA 90220 (USA)
All rights reserved. Made in China. Conform to: ASTM F 963.
Please retain this information.

EI-4039 Ages 5+

Coinstruction
The fun way to make your money grow!

Building a Biplane



WARNING:
CHOKING HAZARD—Small parts.
Not for children under three (3) years.

