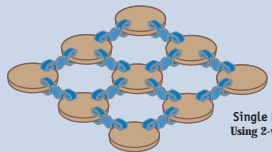
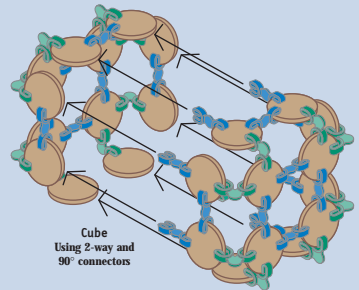


Basic and Starter Shapes

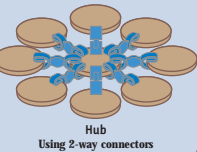
Use these illustrations to build basic and "starter" shapes. Once you know how to build these basic shapes, you will be able to build anything your imagination allows! Remember, not all kits have every kind of connector. Check the description to the right to see which connectors are included in this kit.



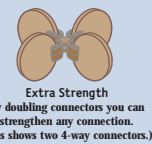
Single Plane Matrix
Using 2-way connectors



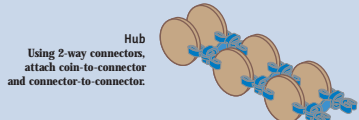
Cube
Using 2-way and 90° connectors



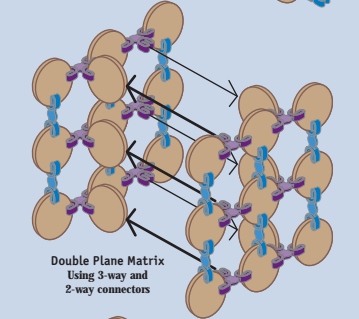
Hub
Using 2-way connectors



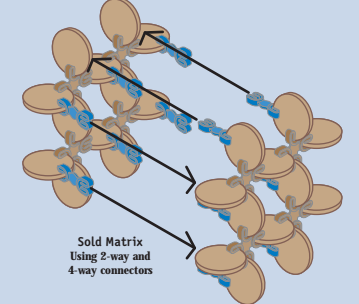
Extra Strength
By doubling connectors you can strengthen any connection. (This shows two 4-way connectors.)



Hub
Using 2-way connectors, attach coin-to-connector and connector-to-connector.



Double Plane Matrix
Using 3-way and 2-way connectors



Solid Matrix
Using 2-way and 4-way connectors

Building a Castle

Coins needed to build your castle:
(342) pennies (44) nickels

Construction connectors needed to build your castle:
(406) 2-way (64) 90° (48) 3-way (84) 4-way

STEP 1 Turret Wall: A

48 2-way 4 3-way
20 4-way 40 pennies

STEP 2 Turret Wall: B

52 2-way 20 90°
40 pennies

STEP 3 Turret Walls: A & B

4X

STEP 4 Turret Wall: C

52 2-way 20 4-way
40 pennies

STEP 5 Turret Wall: D

48 2-way 20 90°
4 4-way 40 pennies

STEP 6 Turret Walls: C & D

4X

STEP 7 Turret Walls Assembly: A, B, C, & D

4X

STEP 9 Turret Assembly

Turret Top: B
16 2-way 16 90° 32 nickels

Tip!
Place these connectors high on the nickels.

4X

STEP 10 Back Wall Assembly

51 2-way 27 pennies

Back Wall

Back Wall Base
16 4-way 26 pennies

STEP 11 Side Wall Assembly

Wall
60 2-way 36 pennies

4X

Wall Base
16 4-way 32 pennies

STEP 8 Turret Top: A

16 2-way 32 4-way 16 pennies

Top View

4X

STEP 12 Front Gate and Drawbridge

Tip!
Place these connectors high on the nickels.

2X

Front Gate Side Walls
26 2-way 8 3-way 2 90° 24 pennies

Turret Walls

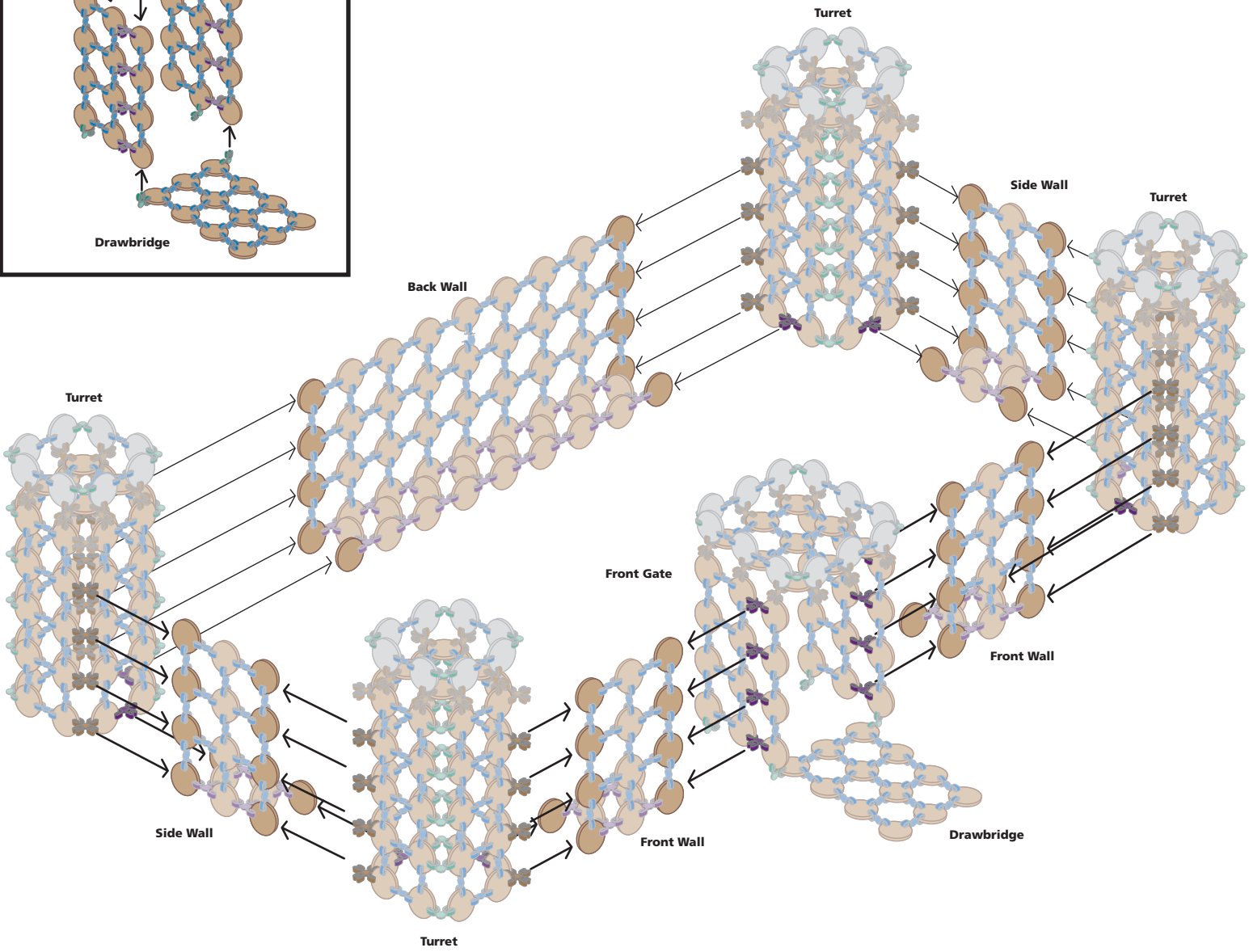
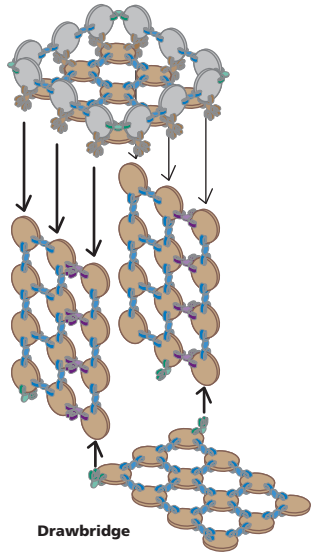
STEP 12 Front Gate and Drawbridge

Front Gate Top B
8 2-way 4 90° 12 nickels

Front Gate Top A
12 2-way 12 4-way 9 pennies

STEP 12 Front Gate and Drawbridge

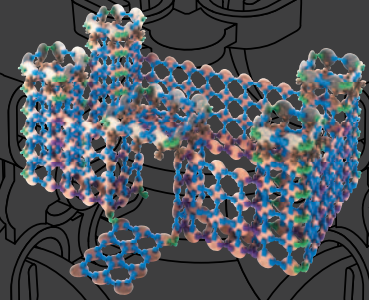
Drawbridge
17 2-way 2 90° 12 pennies



Please retain this information.
 All rights reserved. Made in China. Conforms to ASTM F 963.
 ©2003 Educational Insights, Inc., Rancho Dominguez, CA 90220 (USA)
 CALL: (800) 956-4436 toll-free Monday-Friday 8:30 am to 5:00 pm CST
 We welcome your comments or requests for products and services.
 VISIT OUR WEBSITE: www.educationalinsights.com
 Kit includes over 100 pieces
EI-4039 Biplane
 Kit includes over 400 pieces
EI-4028 Robot
 Kit includes over 100 pieces
EI-4041 Skyscraper
 Kit includes over 200 pieces
EI-4026 Helicopter
 Build more fun with these additional Coinstruction kits.
Coinstruction
 The fun way to make your money grow!

EI-4030 Ages 5+
Coinstruction
 The fun way to make your money grow!

Building a Castle



WARNING:
 CHOKING HAZARD—Small parts.
 Not for children under three (3) years.

