

- Contents**
- game board
  - 6 puzzle pieces
  - 48 challenge cards
  - instructions and solutions booklet

**WARNING:**  
CHOKING HAZARD—Small parts.  
Not for children under three (3) years.



# INSTRUCTIONS



Brrrr-ing on your best game in this arctic adventure!

## HOW TO PLAY

**1** Choose a challenge card and place it on the game board.

**2** Place the puzzle pieces on the card with polar bears on the ice and the whale and fish in the water. Animals may not overlap people.

**3** Once all the animals are camouflaged and all pieces fit together on the game board, you've solved the puzzle!

**4** Check your solution with the solutions in this guide. There is only one solution per challenge.

### DIFFICULTY LEVELS

**STARTER** 1-12

**JUNIOR** 13-24

**EXPERT** 25-36

**MASTER** 37-48

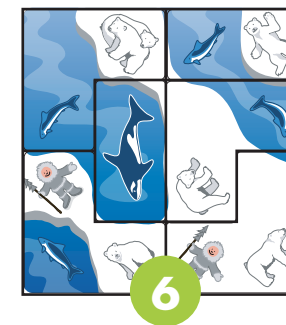

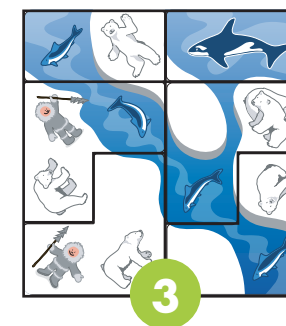
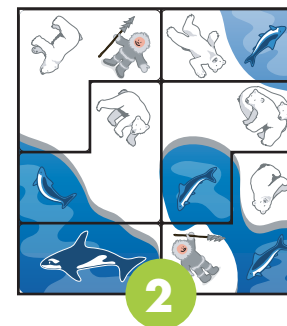

### HINTS

Starter level challenges feature outlines to guide placement of puzzle pieces.


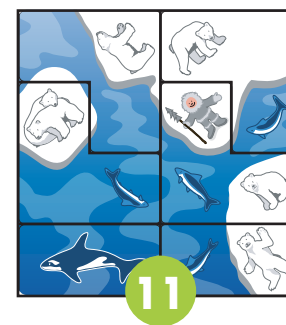
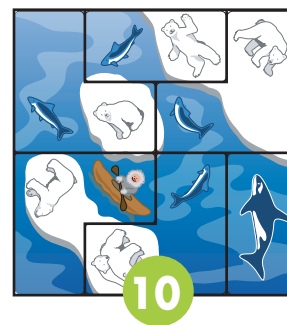
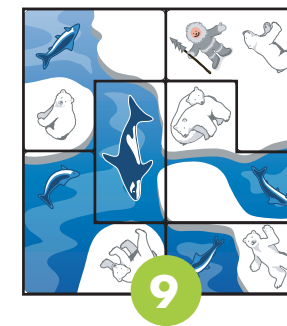


Studying the challenge card carefully will help you solve the challenge faster than simply placing the puzzle pieces randomly.

If there is a small amount of ice on the challenge card, try to place the puzzle pieces with the polar bears first. If there is a lot of ice but only a small amount of water on the challenge card, try to place the pieces with the fish first.

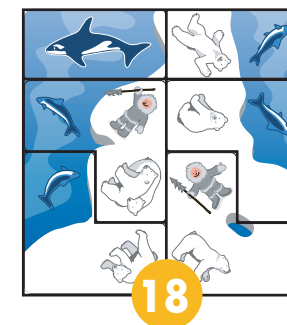
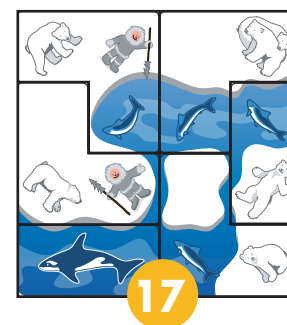

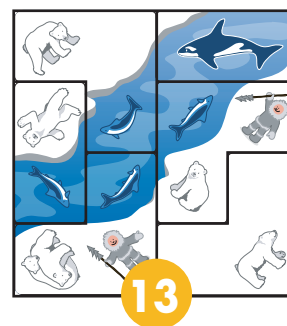
# SOLUTIONS



# SOLUTIONS



# SOLUTIONS



# SOLUTIONS

